

# NANO-CERAMIC®

[WWW.NANO-CERAMIC.COM](http://WWW.NANO-CERAMIC.COM) INDUSTRIAL PROTECTIVE COATINGS



**Watercraft** Thin Film Coatings



## What is NANO-CERAMIC Thin Film Coating?

NANO-CERAMIC Thin Film Coating is a revolutionary, ultra-durable thin film ceramic clear-coating that provides superior scratchresistance and semi-permanent protection for all exterior and interior yacht surfaces.



### What makes NANO-CERAMIC Thin Film Coating so different?

NANO-CERAMIC Thin Film Coating is more than 4 times stronger than factory paint finishes and can absorb damage that would otherwise affect the appearance and integrity of your paint. This extremely durable ceramic coating reduces swirl marks and light scratches while protecting and preserving factory gelcoats or paints.




Conventional paints like acrylic urethane are simply not strong enough.

NANO-CERAMIC Thin Film Coating is completely resistant to acidic environmental substances like bird droppings, bug residue, acid rain, and tree sap, unlike your yachts factory paint, which can be permanently etched and damaged by these substances. NANO-CERAMIC provides advanced protective barriers to your yacht body and hull surfaces, maintaining both high-gloss and matte finishes.


## What are the benefits of applying NANO-CERAMIC Thin Film Coating?

NANO-CERAMIC Thin Film Coating provides yachts with a superior, near-permanent, clear coating that is resistant to chemical etching, harder than factory paint finishes, and able to greatly reduce swirl marks and fine scratches while leaving a superior, hydrophobic surface that is easier to clean and stays cleaner longer.

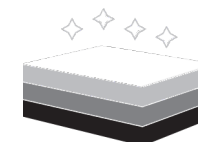
Clearcoat, Glass hull and body materials can be treated with one of our CERAMIC Thin Film Coatings. Restore the color and shine with advanced hydrophobic and UV protection. Even chrome, aluminum, and other metals can have added protection, as our coatings can withstand temperatures of over 850°C.




**Step 1** The surface layer of factory gelcoat or paint is damaged and contaminated.



**Step 2** Decontamination and polishing the gelcoat to produce a smooth and even surface.

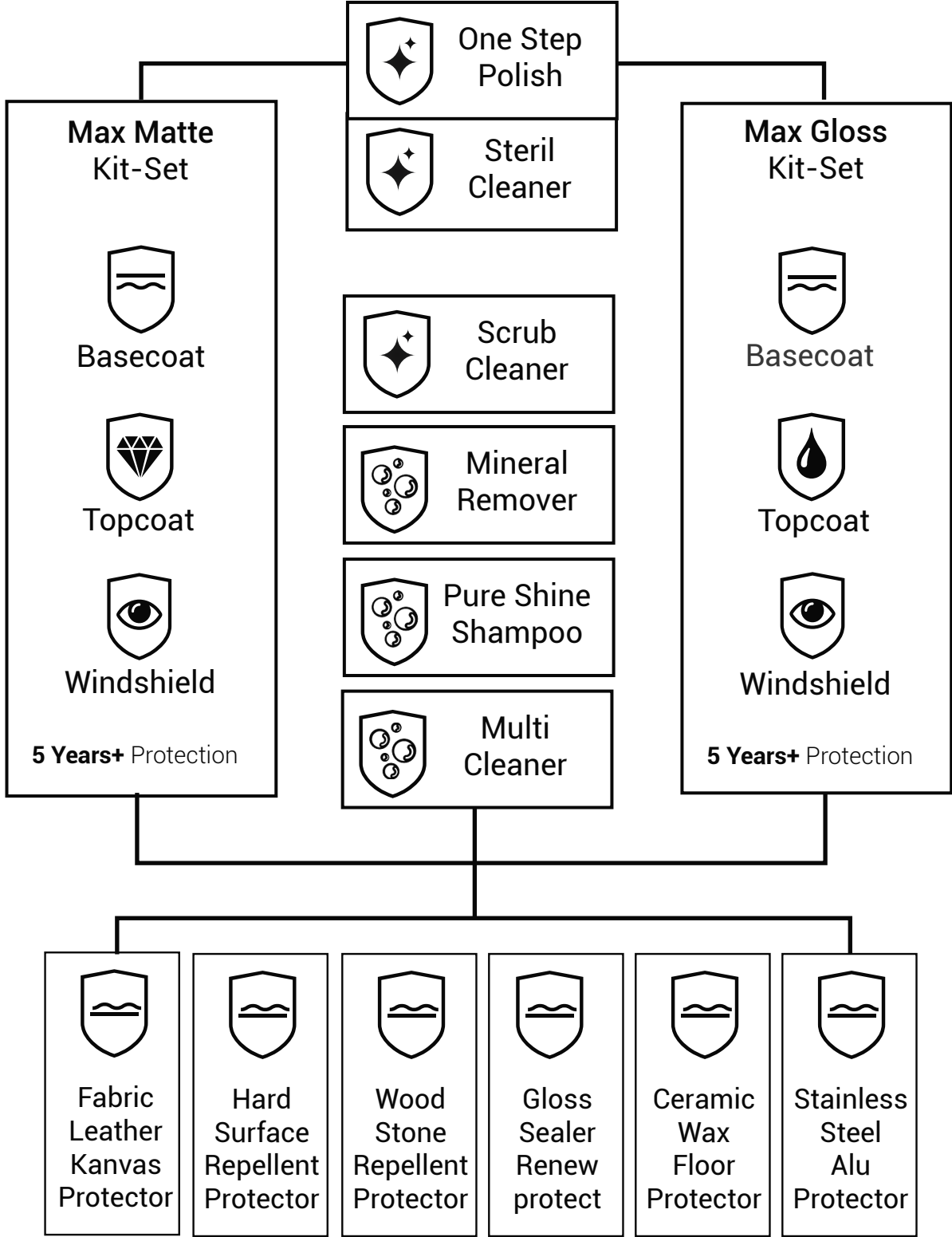


**Step 3** Restoration of coating thickness with a super-durable layer of NANO-CERAMIC Thin Film Coating.





Thin Film Clean & Protect



Every surface can always be like new ...







VIDEO  
PRODUCT  
SCAN  
QR CODE



# SIO3 MAX GLOSS

## Hull & Windshield Protection for gelcoat / glass / chrome

**Product ID** : SIO3150-MAX-GLOSS 3x50ml 10 Micron  
**Consumption** : +/- 2 ml/m<sup>2</sup>  
**Reachable area** : +/- 25m<sup>2</sup> Body + 25m<sup>2</sup> Windshields  
**Used for** : Gelcoat, acrylic, glass, chrome, stainless  
**Application field** : Marine

Your yacht will stand out! These Kit-Sets contain all to make your yacht protected with a High-Tech ceramic layer.

- Two simple steps: Clean with our Steril Cleaner and Apply
- The original surface is protected against corrosion.
- Makes the surface anti scratch, much easier and quicker to clean, and the adhesion of dirt is reduced drastically.
- Promotes more hygienic surfaces.

This coating has an outstanding hydrophobic effect, and the surface stays cleaner longer. Cleaning intervals as well as the formation of water spots will be greatly reduced.

Lasts for 5 Years+ (2 Years on Glass)



How to use: Page 20



Easy to apply



Cut cleaning costs



Anti-water spot  
Anti-corrosion



Super  
hydrophobic



Self-cleaning  
stays cleaner longer



Anti-scratch



Visibility  
safety



Protects your  
investment

Applicator:



VIDEO  
PRODUCT  
SCAN  
QR CODE



# SIO5 MAX MATTE

## Hull & Windshield Protection for gelcoat / glass / chrome

**Product ID** : SIO5150-MAX-MATTE 3x50ml 5 Micron  
**Consumption** : +/- 2 ml/m<sup>2</sup>  
**Reachable area** : +/- 25m<sup>2</sup> Body + 25m<sup>2</sup> Windshields  
**Used for** : Clearcoat, acrylic, glass, chrome, stainless  
**Application field** : Marine

Your yacht will stand out! These Kit-Sets contain all to make your yacht protected with a High-Tech ceramic layer

- Two simple steps: Clean with our Steril Cleaner and Apply
- The original surface is protected against corrosion.
- Makes the surface anti scratch, much easier and quicker to clean, and the adhesion of dirt is reduced drastically.
- Promotes more hygienic surfaces.

This coating has an outstanding hydrophobic effect, and the surface stays cleaner longer. Cleaning intervals as well as the formation of water spots will be greatly reduced.

Lasts for 5 Years+ (2 Years on Glass)



How to use: Page 20



Easy to apply



Cut cleaning costs



Anti-water spot  
Anti-corrosion



Super  
hydrophobic



Self-cleaning  
stays cleaner longer



Anti-scratch



Visibility  
safety



Protects your  
investment

Applicator:







APPLY  
MOVIE SCAN  
QR CODE

# STEP

## One Step Polish for scratch removal

**Product ID** : STEP0250 250ml  
**Consumption** : 5ml/m<sup>2</sup>  
**Used for** : Clearcoat, gelcoat, glass and acrylic  
**Application field** : Marine



Only this High Quality Polish Compound together with the recommended pads assure that every yacht can be polished from deep scratches till high gloss/zero swirl in one single step.

This saves an enormous amount on working hours as polishing takes normally 65% of the total process to make a yacht a thin film nano layer.

Purple Wool Heavy Cutting Pad cuts like natural sheepskin but finishes like a polish pad. Aggressively removes P1500 grit scratches, leaving a lustrous finish with no hazing by reducing compounding swirls.

The Cutting Pad is constructed with a blue foam and white microfiber. The Micro Cutting Pad with orange foam and white microfiber, the Polishing Pad is constructed with a black foam and black microfiber.

The pad serie is available 5.5 inch and 3 inch.



**Cut polish costs**



**Zero swirl  
and hologram**

**Applicator:**



# CLEAN

## Steril Cleaner for hard surfaces

**Product ID** : CLEAN0500 500ml / CLEAN5000 5L  
 CLEAN020L 20L  
**Consumption** : +/- 3.3 ml/m<sup>2</sup>  
**Used for** : Clearcoat, gelcoat, glass, chrome, mirrors  
**Application field** : Marine



100% Steril with nano interlock technology (active lifting encapsulate the grease from the surface)

- Surface cleaning and residue removal.
- Cleaning gloves, notebooks, phones or any other item entering the cleanroom.
- Wipe down for pass-through to controlled environments.
- Pretreatment for the application of thin film coating

100% Steril



**Easy to apply  
spray & wipe**



**Indoor  
Outdoor**



**Remove grease**



**100% Steril**




**No streaking**

**Applicator:**



APPLY  
MOVIE SCAN  
QR CODE





# SIRP

## Repellent Protector for glass / ceramics / mirrors



**Product ID** : SIRP0500 500ml SIRP5000 5L  
SIRP020L 20L

**Consumption** : +/- 2 ml/m<sup>2</sup>

**Used for** : Glass, acrylic, chrome, vinyl

**Application field** : Shower places.

SIRP is an ultra long-lasting invisible surface coating which forms semi-permanent molecular bonds with the surface. The main function of treating hard surfaces with SIRP is to seal tiny pores, making it a smoother surface that will repel water and contaminants. This product is indispensable for bathrooms

- Two simple steps: Clean with our Steril Cleaner and Apply
- Makes the surface much easier and quicker to clean, and the adhesion of dirt is reduced drastically.
- Promotes more hygienic surfaces
- This coating has an outstanding hydrophobic effect, and the surface stays cleaner longer. Cleaning intervals as well as the formation of water spots will be greatly reduced.

Will last 12 washes

How to use: Page 20

- Easy to apply**
- Indoor Outdoor**
- Cut cleaning costs**
- Anti-water spot**
- Super hydrophobic**
- Self-cleaning Stays cleaner longer**
- Visibility Safety**

Applicator:



# SHRE

## Pure Shine Shampoo for all exterior / interior surfaces



**Product ID** : SHRE1000 1L / SHRE5000 5L  
SHRE020L 20L

**Consumption** : 20 ml : 10 Liter Water

**Used for** : Cleaning all exterior / interior surfaces

**Application field** : Marine

Reactivating Pure Shine Shampoo is an advanced technology, multi-purpose foaming cleaner containing a rinsing aid that will leave hard surfaces nearly dry after rinsing with clean water.

To assure the "easy-to-clean" effect that our nano layers provide, surfaces should be free of dyes, waxes or polymer sealants.

This multi-purpose cleaner contains no polymers or colors and will not leave a film of chemicals behind on the surface.

100% Safe to use for cleaning all non-porous surfaces and meets food grade classification for kitchens.

Contains no colouring chemicals which can discolor surfaces.

Dilution ratio 1: 500 (super economical)

- Easy to apply**
- Easy to clean**
- Stays cleaner longer**
- Food grade**
- Biodegradable**

Applicator:







# WSRE

## Mineral Remover for hard surfaces

**Product ID** : WSRE0500 500 ml / WSRE5000 5L  
WSRE020L 20L

**Consumption** : +/- 2 ml/m<sup>2</sup>

**Used for** : Hard surfaces

**Application field** : Marine

This fully biodegradable stain remover is made with a superior synergistic blend of environmentally friendly acids to boost cleaning performance and potential cost-savings. WSRE is ideal for removing mineral deposits from glass, steel, porcelain, and many other materials.

- WSRE is anti-corrosion and safe to use on all hard surfaces.
- WSRE prevents the deposition of soap residue and can be used to dissolve limescale formed by hard water.
- GHS label: NO health hazard label or acute toxicity
- Readily biodegradable (OECD)

Safe to use



**Easy to Apply  
Spray and Clean**



**Safe for skin**



**Non-corrosive**



**Dissolves calcium  
and magnesium**



**Reduce spot-  
ting & filming**

**Application:** Wet the surface, and wait 1 minute so that the calcium and magnesium can dissolve. Wipe away any residue and, if necessary, use our Scrub Cleaner to clean it more deeply.



# SCRUB

## Scrub Cleaner for hard surfaces

**Product ID** : SCRUB0250 500 ml / SCRUB5000 5L  
SCRUB020L 20L

**Consumption** : +/- 2.5 ml/m<sup>2</sup>

**Used for** : Hard surfaces

**Application field** : Marine



Scrub Pretreatment Cleaner is a smooth rubbing compound, suitable for scrubbing glass, steel, porcelain and many other materials without scratching the surface.

If you need more scouring power, then please use our specially designed scrub pad.

Leaves no scratches behind after treatment



**Non-scratching**

**Applicator:**







# MPCL

## Multi Purpose Cleaner for interior Surfaces



<b>Product ID</b>	: MPCL0500 500 ml / MPCL5000 5L MPCL020L 20L
<b>Consumption</b>	: +/- 2.5 ml/m <sup>2</sup>
<b>Used for</b>	: Cleaning all interior surfaces
<b>Application field</b>	: Marine

The All-Purpose Cleaner is a fast, all-surface interior cleaner, low foaming, odor free, and especially suitable for removing stubborn stains from carpets, fabrics, vinyl, plastics and leather safely.

- It is very easy to clean dirt.
- Ready-to-use mixture with the right chemical strength and safe to use
- Of course it is safe for the surface of fabrics, carpets, plastics, leather, rubber and does not fade paint.
- Quickly remove dirt, dust and food scraps



Easy to apply  
spray & wipe



No discoloration



Indoor  
Outdoor



Quick to use



Spills are easy  
to remove



Cleaner for longer

Applicator:



Safe to use does not harm the surface



Untreated

After treatment

Untreated

After treatment

# SIGS

## Gloss Sealer for hard surfaces



<b>Product ID</b>	:SIGS0500 500 ml / SIGS5000 5L SIGS020L 20L
<b>Consumption</b>	: +/- 2.5 ml/m <sup>2</sup>
<b>Used for</b>	: Marble / granite / wood / plastics / metal
<b>Application field</b>	: Marine

The Si-Gloss Sealer forms semi-permanent molecular bonds to protect hard surfaces.

- Brings dull and weathered surfaces back to life, leaving a clean satin-gloss finish
- This sealant has a hydrophobic effect, that makes it an ideal product for preventing drying rings on tables
- The bacterial disinfectant present in the hydrophobic nano layer
- Eliminates viruses and bacteria and reduces the chance of contamination, the disinfection process continues as long as the nano layer is present on the surface.

Renew every surface



Easy to apply  
spray & wipe



Indoor  
Outdoor



Hydrophobic:  
Water & oil repellent



Resists drying rings



Anti-water spot




Satin-gloss

Applicator:







# SIFP

## Floor Protector for hard flooring



**Product ID** : SIFP1000 1L / SIFP5000 5L / SIFP020L 20L  
**Consumption** : +/- 5ml/m<sup>2</sup> or ready to use 50ml/m<sup>2</sup>  
**Used for** : Marble / granite / tile / wood flooring (teak)  
**Application field** : Marine, exterior, interior








Floor Nano-Polish consists of the latest advanced material composition, making a flexible, yet harder and more durable floor protection than our competitors.

A simple 1:9 dilution with normal water allows an easy to apply polish time saving process that requires no additional water to be added.

Polish the floor until almost dry, then remove the residue.

Wait 10 minutes and finish buffing to a high gloss with a fine polish pad.

Protects 2 times longer than other solutions.

-  **Indoor Outdoor**
-  **Easy to apply**
-  **Hydrophobic: Water & oil repellent**
-  **Cut cleaning costs**
-  **Stays cleaner longer**
-  **Breathable & flexible**
-  **Superior hardness**

**Applicators:**



# SI07

## Protector for stainless / aluminum / chrome



**Product ID** : SI070KIT 1oz  
**Consumption** : +/- 2 ml/m<sup>2</sup> reachable area +/- 15m<sup>2</sup>  
**Used for** : Stainless steel, aluminum, chrome, paint, varnish  
**Application field** : Marine

**How to use:** Page 20

SI07 is an ultra long-lasting invisible surface coating which forms semi-permanent molecular bonds with the surface.

- Two simple steps: Clean and Apply
- Fingerprints can easily be removed with a microfiber towel.
- Anti-bacterial properties boost hygiene level
- Surface has an outstanding hydrophobic effect, and stays cleaner longer.
- The coating has a hardness of H9 (anti-scratch)
- Protects against corrosion.

Lasts for 5 years+

-  **Indoor Outdoor**
-  **Cut cleaning time**
-  **H9 hardness**
-  **Super hydrophobic**
-  **Anti-corrosion**
-  **Anti-finger-print**
-  **Self-cleaning Cleaner longer**

**Aplikator:**







APPLY  
MOVIE SCAN  
OR CODE



APPLY  
MOVIE SCAN  
OR CODE

# SIFX

## Protector

for fabric / leather / canvas



**Product ID** : SIFX0500 500ml / SIFX5000 5L  
SIFX020L 20L

**Consumption** : +/- 20ml/m<sup>2</sup> (leather) 40ml/m<sup>2</sup> (textile)

**Used for** : Fabric, leather, carpets and canvas

**Application field** : Marine

The SIFX invisible sealants form a durable bond that is breathable and flexible with textile fibers and leather surfaces.

- Water and dirt are effectively repelled, and spills are easier to remove.
- Hygiene goes to a higher level.
- This coating has an outstanding hydrophobic effect, making fabrics, leather, and carpets stay cleaner and drier longer.
- Cleaning intervals on carpets are longer, and the need for restoration will be greatly reduced.

Lasts 1-3 years (depending traffic)

**How to use:** halaman 20

**Easy to apply**  
clean & dry & spray

**Sprayable**

**Transparent**  
original colours remain

**Indoor &**  
**outdoor use**

**Breathable &**  
**flexible**

**Hydrophobic**  
reppel water & oil

**Easy to clean**

**Cleaner for longer**

# SIO8

## Protector

for natural wood / natural Stone



**Product ID** : SIO80500 500ml / SIO85000 5L  
SIO8020L 20L

**Consumption** : +/- 40 ml/m<sup>2</sup>

**Used for** : Natural stone, lacquered wood

**Application Field** : Marine

The SIO8 invisible sealant forms a durable bond that is breathable and flexible.

- Water and dirt are effectively repelled.
- Hygiene goes to a higher level.
- This coating has an outstanding hydrophobic effect, making surfaces stay cleaner and drier longer.
- Cleaning intervals on walls are longer, and the need for restoration will be greatly reduced.
- Natural stone and wood are protected against the penetration of pollution.

Lasts for 5 years

**How to use:** halaman 20

**Easy to apply**  
clean & dry & spray

**Sprayable**

**Invisible**

**Indoor**  
**Outdoor**

**Breathable**  
**& flexible**

**Super**  
**hydrophobic**

**Spills are easy**  
**to remove**

**Stays cleaner**  
**longer**



## HOW TO USE:

### NANO-CERAMIC SIRP, SIO7, SIO8, SIFX, SIO3-SIO5 MAX

These products can be stored for up to 24 months *(in a dry, temperature-stable, dark environment)*

#### Ambient temperature:

5-30°C Avoid direct sunlight and/or high air humidity.

#### IMPORTANT:


Before you use a **NANO-CERAMIC** product, please make sure you wear suitable protection gear. We always recommend to use latex or nitrile gloves to make sure your hands are protected from any possible damage to your skin. Use a mask for extra safety.



Mask



Nitrile gloves



Applicators

#### CLEANING

Clean the surface thoroughly with our Steril Cleaner until it is absolutely clean. If necessary, use our Scrub Cleaner or Reactivating Pure Shine Shampoo in advance. Make sure that all contamination is removed so that the glass coating can bind properly onto a clean surface. Make sure that the surface is completely dry before application!

#### APPLICATION OF SIRP

Spray a layer of nano SIRP on the surface and rub it in with a dry microtowel, keep rubbing it into the surface with strong pressure and wipe until all the product is even and scrubbed and only a little hazing / residue is visible Gently wipe off this hazing / residue with a clean microfiber cloth after about a minute There is only a little pressure needed to remove the hazing completely. Curing time 1 hour.

#### APPLICATION OF SIO7

Shake the bottle very well before use! Take a soft cotton pad and pour a few drops of the coating on it (start with small amounts, only a little product is needed). Moisten all the glass, steel, or wood surfaces evenly. Wait 2 minutes. When applied correctly, you can now see a light grey haze on the surface. Gently polish away the haze after all solvents are vaporized by using a clean (microfiber) cloth. Curing time 1 hour.

**The MAIN FUNCTION OF SIRP AND SIO7** is to seal the pores of hard surfaces and to prevent against stubborn water spots and fingerprints

#### APPLICATION OF SIO8 AND SIFX

Clean the surface thoroughly until it is absolutely clean. Make sure that all contamination is removed so that the sealant can bind properly onto a clean surface. Make sure that the surface is completely dry before application! Shake the bottle very well before use! Put it into a sprayer and spray until the surface is saturated, and let the surface dry for 24 hours. Shake the bottles very well before use! Put it into a sprayer and spray until the surface is saturated, and let the surface dry for 24 hours.

#### CURING TIME

Immediately after polishing, the coating is dry and resistant to touching. At normal ambient temperature, the coatings are completely cured after approximately 12 hours.

#### APPLICATION OF SIO3-SIO5-MAX

Our coatings have best results on new on almost like new surfaces, we recommend to polish the surface if needed. Wear nitril gloves to clean the surface with our Steril Pretreatment Cleaner. (without wearing gloves, the oil from your hands may appear via the towel onto the surface) !!

Use more than one clean cloth to remove the dirt from the surface. (Please make sure you don't brush the dirt around on the surface by using dirty clothes.) Making the clear paint-gelcoat-chrome-glass-surface clean is the most important issue. If the surface is not super steril than you will experience chemical reactions between our coatings and the still available contamination what is then visible into the ceramic layer when it is cured. In that case you will need to polish the surface again. So please don't hurry in carrying out this preparation work, but instead focus on this for 100%.

#### Learn the right application technique > Watch and Study the Apply Video on the packaging (fragment **BASE COATING SIBC**)

Use nitril gloves! Remove the plastic inner closure from the bottle and put in the dripper. Shake bottle before use! We recommend to apply the surface in easy to handle segments of about 40 x 40cm, following the panels shape and corner lines and use these lines for overlaps. Put 8-10 drops BASE COAT on the suede mini towel using the applicator block underneath, divide the coating properly by going 3 times over the same surface, wait till it lights up (+/- 25sec) and remove the residue carefully, and buff it lightly use a separate micro towel for this. Wait 2 hours before you continue with the application of one of our hydrophobic Top Coatings. After 2 hours BASE COAT is 80% cured and ready to receive one of our TOP COATINGS. After about 7 days the BASE COATING has been fully cured and is almost unremovable.

#### (fragment TOP COATING **SIO3-SIO5-MAX**)

Use nitril gloves! Remove the plastic inner closure from the bottle and put in the dripper. Shake the bottle before use! We recommend to apply the surface in easy to handle segments following the panel shape and corner lines and use these lines for overlaps. Put 6-8 drops 40 x 40cm, (if start use more drops as the towel is otherwise too dry ) TOP COATING on the suede mini towel using the applicator block underneath. Start dividing it from out of the middle of the surface and keep spreading it around by light pressure in criss-cross motions. until the product is evenly distributed. MOST IMPORTANT keep on doing this till no product residue is visible anymore. If you use too much coating and/or spreading it out from example one start position in a corner of a panel then you will not be able to divide it properly towards the other side and it will roll-up on each other and form a not equal layer. To use too much coating and not divide it equally is the second most critical point !! When you apply TOP COATING in this correct way, then there is no need to use a micro towel for polishing anymore.

#### (fragment **SAFETY VISION SIO2**)

Apply the nano layer SAFETY VISION COATING with the cotton apply pad. Spread 10-15 drops 50 x 60cm of SAFETY VISION COATING on the cotton pad and apply rub it in motions on the windshield with firm pressure until all of the product is evenly distributed and only very little residue is visible. Remove the coating residue with a soft clean microfiber cloth after about a minute and buff the glass/panels gently to take the veils away. There is not much pressure necessary to remove it completely. Note: dry the dripper and close the bottles tightly if you want to save the content for future use. At normal ambient temperature the Nano layers are sufficiently cured after approximately 6 hours (or 2 hours Infrared) (avoid water contact).



APPLY VIDEO  
BASE COAT  
SCAN  
QR CODE



APPLY VIDEO  
TOP COAT  
SCAN  
QR CODE



APPLY VIDEO  
SAFETY VISION  
SCAN  
QR CODE



# NANO-CERAMIC®

WWW.NANO-CERAMIC.COM INDUSTRIAL PROTECTIVE COATINGS



**New! Antifouling with  
Invisible hull technology**

## *The Leader in Durability*

*Did you know that our  
Permanent Coating System  
repels water and dirt and  
can lasts 30 Years+ ?*

**Dealer**