

NANO-CERAMIC®



WWW.NANO-CERAMIC.COM THE NEXT GENERATION COATINGS



Aviation Clean & Protect

What is NANO-CERAMIC Thin Film Coating?

NANO-CERAMIC Thin Film Coating is a revolutionary, ultra-hard and long-lasting ceramic surface coating that provides superior scratch resistance and semi-permanent protection for all factory aircraft paints and for all aerospace materials like aluminum and carbon.

What makes NANO-CERAMIC Thin Film Coating so different?

NANO-CERAMIC Thin Film Coating forms super-durable molecular bond with the surface and is more than 4 times stronger than traditional clear coating. This allows NANO-CERAMIC Thin Film Coating to effectively absorb damage that would otherwise affect the factory paint, significantly diminishing the formation of swirl marks and light scratches and protecting and preserving the factory paint from environmental damage and corrosion, which can cause major maintenance issues over time.



Conventional paints are simply not strong enough and turbine blades are easy corroded.

Commercial Planes are normally painted every seven to ten years and they have to be stripped of the old paint before any new paint can be applied. The costs are enormous and weigh heavily on the overall maintenance costs.


NANO-CERAMIC Thin Film Coating is completely resistant to acidic environmental substances, such as bird droppings and acid rain, and to oxidation, unlike your factory aircraft paint and aluminum parts which can be permanently damaged.

NANO-CERAMIC Thin Film Coatings will not etch or dissolve when in contact with harmful substances like salts, fuels, and hydraulic fluids, maintaining the clean and original surface.


What are the benefits of applying NANO-CERAMIC Thin Film Coating?

NANO-CERAMIC Thin Film Coating will provide aircraft with a superior clear coat film that, on winglets, can withstand 600+ mph winds at 30,000 feet above the earth. It is resistant to chemical etching, is much harder than factory aircraft coatings, will reduce swirl marks and scratches, and has a semi-permanent hydrophobic surface that is much easier to clean, and stays cleaner longer. Even chrome, aluminum, and other metals can have added protection, as our coatings can withstand temperatures of over 850°C.

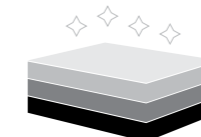
Cleanliness and smoothness of the aircraft fuselage, together with our thin ceramic coating on the turbine blades, which allows a higher operating temperature in the turbine, by preventing thermo-mechanical fatigue failure (TMF) cracks, are the main drivers for fuel savings or penalties.



Step 1 Surface layer of factory clear coat is damaged and contaminated.



Step 2 Technician decontaminates and polishes clear coat to produce a smooth and even surface.



Step 3 Coating thickness will be restored with a superior NANO-CERAMIC layer.





APPLY
VIDEO
SCAN
QR CODE



SIO3 MAX GLOSS

Fuselage & Windshield Protection wipe and buff application

Article Nr	: SIO3150-MAX-GLOSS 3 x 50 ml 8 Micron
Consumption	: +/- 2 ml/m ²
Reachable area	: +/- 25 m ² Fuselage + 25 m ² Windshield
Used for	: Gelcoat, acrylic, aluminium
Application field	: Aviation

Your aircraft will stand out! This Kit-Set contains all to protect your plane with a High-Tech ceramic thin film coating.

- Two simple steps: Clean with our Steril Cleaner and Apply
- The original surface is protected against corrosion.
- Makes the surface anti scratch, much easier and quicker to clean, and the adhesion of dirt is reduced drastically.
- Save on fuel because smoother fuselage and on repaints.
- Our thin film coating on the turbine blades allows a higher operation temperature in the turbine which improves the fuel yield

This coating has an outstanding hydrophobic effect, and the surface stays cleaner longer. Cleaning intervals as well as the formation of water spots will be greatly reduced.

Expected Life Duration up to 3 Years+ (2 Years on Glass)



How to use: Page 20

- Easy to apply
- Cut cleaning costs
- Anti-water spot
Anti-corrosion
- Super hydrophobic
- Self-cleaning
stays cleaner longer
- Anti-scratch
- Save on fuel
Save on repaints
- Protects your investment



APPLY
VIDEO
SCAN
QR CODE



SIO5 MAX MATTE

Fuselage & Windshield Protection wipe and buff application

Article Nr	: SIO5150-MAX-MATTE HD 3 x 50 ml 4 Micron
Consumption	: +/- 2 ml/m ²
Reachable area	: +/- 25 m ² Fuselage + 25 m ² Windshield
Used for	: Gelcoat, acrylic, aluminium
Application field	: Aviation

Your aircraft will stand out! This Kit-Set contains all to protect your plane with a High-Tech ceramic thin film coating.

- Two simple steps: Clean with our Steril Cleaner and Apply
- The original surface is protected against corrosion.
- Makes the surface anti scratch, much easier and quicker to clean, and the adhesion of dirt is reduced drastically.
- Save on fuel because smoother fuselage and on repaints.
- Our thin film coating on the turbine blades allows a higher operation temperature in the turbine which improves the fuel yield

This coating has an outstanding hydrophobic effect, and the surface stays cleaner longer. Cleaning intervals as well as the formation of water spots will be greatly reduced.

Expected Life Duration up to 5 Years+ (2 Years on Glass)



How to use: Page 20

- Easy to apply
- Cut cleaning costs
- Anti-water spot
Anti-corrosion
- Super hydrophobic
- Self-cleaning
stays cleaner longer
- Anti-scratch
- Save on fuel
Save on repaints
- Protects your investment

Applicator:



SiO4 GLOSS

Fuselage Protection spray application (self leveling)

Article Nr	: SIO41LUVA 1L / 920 g SIO405UVA 500 ml / 460 g
Consumption	: 3 layers +/- 34.6 g/m ² - 37.5 ml/m ² 18 micron = 20 m ²
Reachable area	: 2 layers +/- 23.0 gr/m ² - 25.0 ml/m ² 12 micron = 40 m ²
	: 1 layer +/- 11.5 gr/m ² - 12.5 ml/m ² 6 micron = 80 m ²
Hardness/Cupping	: H9 / Flexibility ISO 1520 >21mm
Used for	: Gelcoat, acrylic, aluminium
Application field	: Aviation

Your aircraft will stand out! Protect your plane with a High-Tech UVA Topcoat.

- Three simple steps: Light scuff, Clean and Apply
- The original surface is protected against corrosion.
- Makes the surface anti scratch, much easier and quicker to clean, and the adhesion of dirt is reduced drastically.
- Save on fuel because smoother fuselage and on repaints.
- Our thin film coating on the turbine blades allows a higher operation temperature in the turbine which improves the fuel yield

This coating has an outstanding hydrophobic effect, and the surface stays cleaner longer. Cleaning intervals as well as the formation of water spots will be greatly reduced.

Extends exterior paint life to 6–12–18 years



How to use: Page 21



- Easy to apply**
- Cut cleaning costs**
- Anti-water spot**
Anti-corrosion
- Super hydrophobic**
- Self-cleaning stays cleaner longer**
- Anti-scratch**
- Save on fuel**
Save on repaints
- Protects your investment**

Si24 MATTE

Fuselage Protection spray application (self leveling)

Article Nr	: SI241LUVA 1L / 920 g SI2405UVA 500 ml / 460 g
Consumption	: 3 layers +/- 34.6 g/m ² - 37.5 ml/m ² 18 micron = 20 m ²
Reachable area	: 2 layers +/- 23.0 gr/m ² - 25.0 ml/m ² 12 micron = 40 m ²
	: 1 layer +/- 11.5 gr/m ² - 12.5 ml/m ² 6 micron = 80 m ²
Hardness/Cupping	: H9 / Flexibility ISO 1520 >21mm
Used for	: Gelcoat, acrylic, aluminium
Application field	: Aviation

Your aircraft will stand out! Protect your plane with a High-Tech UVA Topcoat.

- Three simple steps: Light scuff, Clean and Apply
- The original surface is protected against corrosion.
- Makes the surface anti scratch, much easier and quicker to clean, and the adhesion of dirt is reduced drastically.
- Save on fuel because smoother fuselage and on repaints.
- Our thin film coating on the turbine blades allows a higher operation temperature in the turbine which improves the fuel yield

This coating has an outstanding hydrophobic effect, and the surface stays cleaner longer. Cleaning intervals as well as the formation of water spots will be greatly reduced.

Extends exterior paint life to 6–12–18 years



How to use: Page 21



- Easy to apply**
- Cut cleaning costs**
- Anti-water spot**
Anti-corrosion
- Super hydrophobic**
- Self-cleaning stays cleaner longer**
- Anti-scratch**
- Save on fuel**
Save on repaints
- Protects your investment**

SI34 GLOSS

Fuselage Protection spray application (self leveling)

Article Nr	: SI341LUVA 1 L / 920 g SI3405UVA 500 ml / 460 g
Consumption	: 3 layers +/- 34.6 g/m ² - 37.5 ml/m ² 18 micron = 20 m ²
Reachable area	: 2 layers +/- 23.0 g/m ² - 25.0 ml/m ² 12 micron = 40 m ² : 1 layer +/- 11.5 g/m ² - 12.5 ml/m ² 6 micron = 80 m ²
Hardness/Cupping	: H6 / Flexibility ISO 1520 >24mm
Used for	: Gelcoat, acrylic, aluminium
Application field	: Aviation

SI34 is an incredibly strong 1-component high performance coating and paint system which forms a durable matrix of molecular bonds (transformation to ceramic) resulting in permanent protection of the surface.

Your aircraft will stand out! Protect your plane with a High-Tech UVA Topcoat.

- Three simple steps: Light scuff, Clean and Apply
- The original surface is protected against corrosion.
- Makes the surface anti scratch, much easier and quicker to clean, and the adhesion of dirt is reduced drastically.
- Save on fuel because smoother fuselage and on repaints.
- Our thin film coating on the turbine blades allows a higher operation temperature in the turbine which improves the fuel yield

This coating has an outstanding hydrophobic effect, and the surface stays cleaner longer. Cleaning intervals as well as the formation of water spots will be greatly reduced.

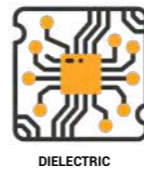
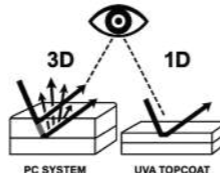
Extends exterior paint life to 6–12–18 years



How to use: Page 21



How does it look visually?



- Near-permanent
- Anti-corrosion
- Permanent hydrophobic
- Anti-pollution
- Anti-algae
- UV protection
- Self-cleaning
Stays cleaner longer
- Impact Resistance
1 kg / 80 cm
- Thermal Shock-Resistant

SI44 MATTE

Fuselage Protection spray application (self leveling)

Article Nr	: SI441LUVA 1 L / 970 g SI4405UVA 500 ml / 485 g
Consumption	: 3 layers +/- 34.6 g/m ² - 37.5 ml/m ² 18 micron = 20 m ²
Reachable area	: 2 layers +/- 23.0 g/m ² - 25.0 ml/m ² 12 micron = 40 m ² : 1 layer +/- 11.5 g/m ² - 12.5 ml/m ² 6 micron = 80 m ²
Hardness/Cupping	: H6 / Flexibility ISO 1520 >24mm
Used for	: Gelcoat, acrylic, aluminium
Application field	: Aviation

SI44 is an incredibly strong 1-component high performance coating and paint system which forms a durable matrix of molecular bonds (transformation to ceramic) resulting in permanent protection of the surface.

Your aircraft will stand out! Protect your plane with a High-Tech UVA Topcoat.

- Three simple steps: Light scuff, Clean and Apply
- The original surface is protected against corrosion.
- Makes the surface anti scratch, much easier and quicker to clean, and the adhesion of dirt is reduced drastically.
- Save on fuel because smoother fuselage and on repaints.
- Our thin film coating on the turbine blades allows a higher operation temperature in the turbine which improves the fuel yield

This coating has an outstanding hydrophobic effect, and the surface stays cleaner longer. Cleaning intervals as well as the formation of water spots will be greatly reduced.

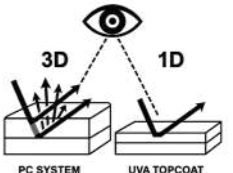
Extends exterior paint life to 6–12–18 years



How to use: Page 21



How does it look visually?



- Near-permanent
- Anti-corrosion
- Permanent hydrophobic
- Anti-pollution
- Anti-algae
- UV protection
- Self-cleaning
Stays cleaner longer
- Impact Resistance
1 kg / 80 cm
- Thermal Shock-Resistant

SI54 GLOSS

Fuselage Protection spray application (self leveling)

Article Nr	: SI541LUVA 1 L / 920 g SI5405UVA 500 ml / 460 gr
Consumption	: 3 layers +/- 34.6 g/m ² - 37.5 ml/m ² 18 micron = 20 m ²
Reachable area	: 2 layers +/- 23.0 g/m ² - 25.0 ml/m ² 12 micron = 40 m ² : 1 layer +/- 11.5 g/m ² - 12.5 ml/m ² 6 micron = 80 m ²
Hardness/Cupping	: H3 / Flexibility ISO 1520 >26mm
Used for	: Gelcoat, acrylic, aluminium
Application field	: Aviation

SI54 is an incredibly strong 1-component high performance coating and paint system which forms a durable matrix of molecular bonds (transformation to ceramic) resulting in permanent protection of the surface.

Your aircraft will stand out! Protect your plane with a High-Tech UVA Topcoat.

- Three simple steps: Light scuff, Clean and Apply
- The original surface is protected against corrosion.
- Makes the surface anti scratch, much easier and quicker to clean, and the adhesion of dirt is reduced drastically.
- Save on fuel because smoother fuselage and on repaints.
- Our thin film coating on the turbine blades allows a higher operation temperature in the turbine which improves the fuel yield

This coating has an outstanding hydrophobic effect, and the surface stays cleaner longer. Cleaning intervals as well as the formation of water spots will be greatly reduced.

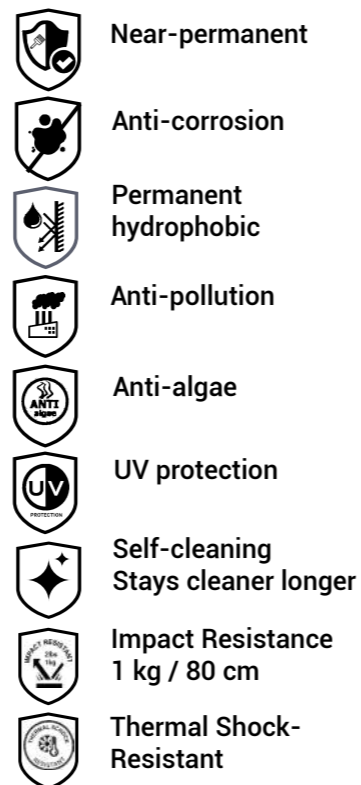
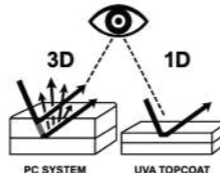
Extends exterior paint life to 6–12–18 years



How to use: Page 21



How does it look visually?



SI64 MATTE

Fuselage Protection spray application (self leveling)

Article Nr	: SI641LUVA 1 L / 970 g SI6405UVA 500 ml / 485 g
Consumption	: 3 layers +/- 34.6 g/m ² - 37.5 ml/m ² 18 micron = 20 m ²
Reachable area	: 2 layers +/- 23.0 g/m ² - 25.0 ml/m ² 12 micron = 40 m ² : 1 layer +/- 11.5 g/m ² - 12.5 ml/m ² 6 micron = 80 m ²
Hardness/Cupping	: H3 / Flexibility ISO 1520 >26mm
Used for	: Gelcoat, acrylic, aluminium
Application field	: Aviation

SI64 is an incredibly strong 1-component high performance coating and paint system which forms a durable matrix of molecular bonds (transformation to ceramic) resulting in permanent protection of the surface.

Your aircraft will stand out! Protect your plane with a High-Tech UVA Topcoat.

- Three simple steps: Light scuff, Clean and Apply
- The original surface is protected against corrosion.
- Makes the surface anti scratch, much easier and quicker to clean, and the adhesion of dirt is reduced drastically.
- Save on fuel because smoother fuselage and on repaints.
- Our thin film coating on the turbine blades allows a higher operation temperature in the turbine which improves the fuel yield

This coating has an outstanding hydrophobic effect, and the surface stays cleaner longer. Cleaning intervals as well as the formation of water spots will be greatly reduced.

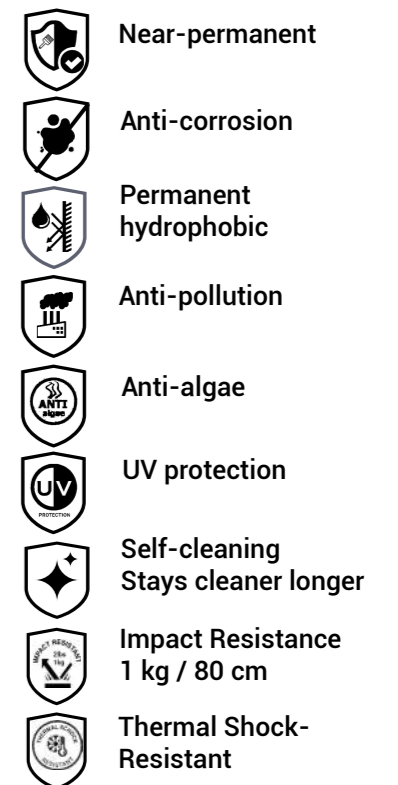
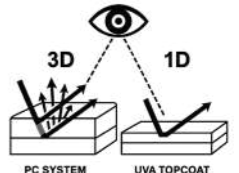
Extends exterior paint life to 6–12–18 years



How to use: Page 21



How does it look visually?



UVA Topcoat Colorants

Precision Color Control – From Super-Transparent Tints to Bold, Defined Shades

As a coating manufacturer, we use advanced colorant chip technology to produce fully prepared, ready-to-use colorants that integrate seamlessly into our coating systems.

The colorant chips themselves are selected, processed, and blended by us under controlled conditions, resulting in liquid colorants with precise concentration, high transparency, and excellent stability. Our customers receive a finished colorant product and do not need to handle or process chips in any way.

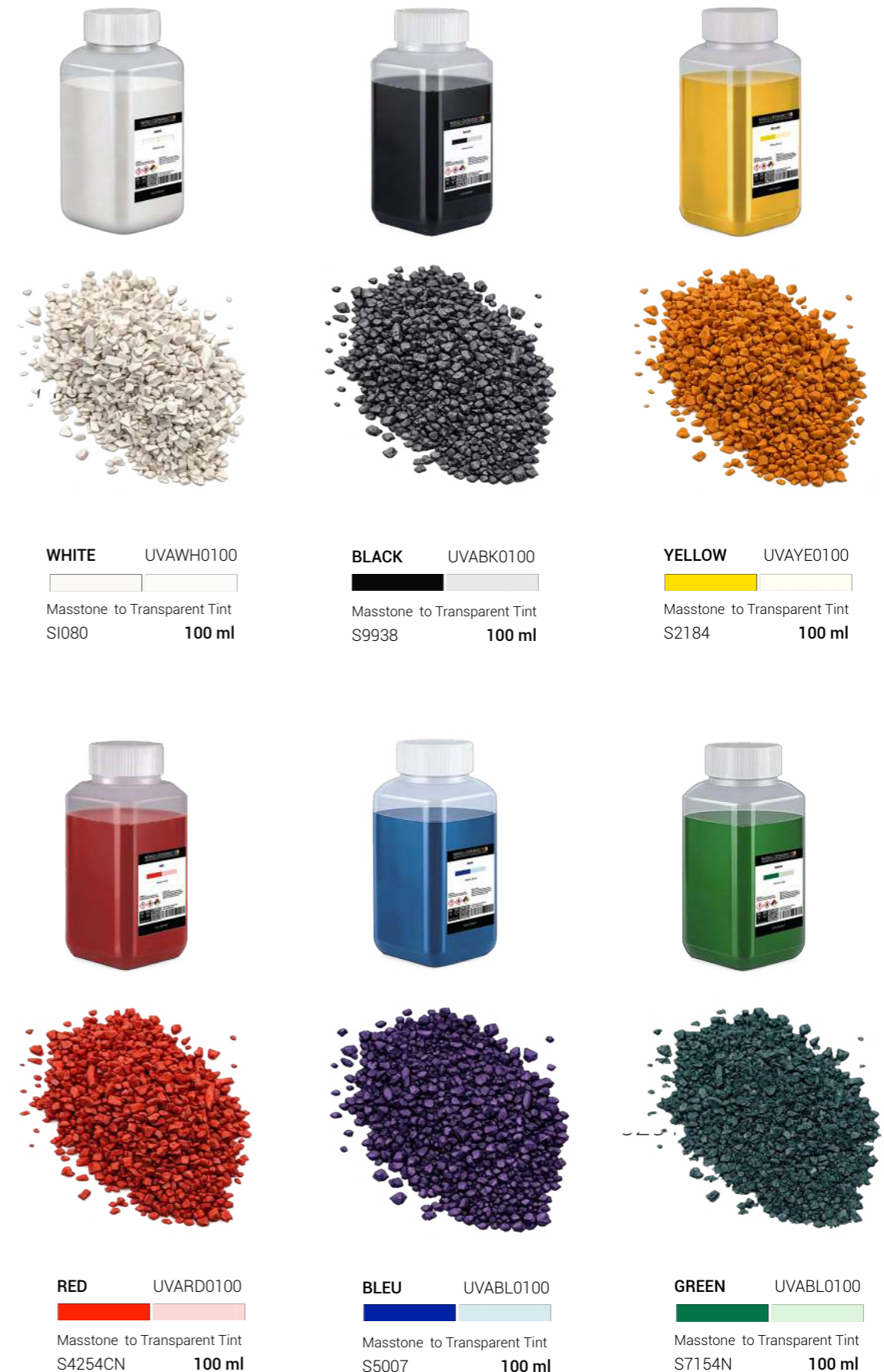
Because the colorants are supplied ready to use, incorporation into our coating systems is simple and straightforward. The required amount of colorant can be added directly to the coating and mixed using standard stirring or mechanical mixing.

The colorant disperses quickly and evenly, without streaking, cloudiness, or the need for special equipment. This makes color adjustment easy and reliable, even for small batches or on-site applications.

By controlling the entire process—from coating and colorant chip selection to finished colorant production—we ensure consistent color accuracy and repeatability from batch to batch.

The colorants are specifically engineered to remain fully compatible with our high-performance binder technologies. As a result, color can be introduced without compromising transparency, gloss, durability, or chemical resistance.

The outcome is a coating system in which professional color control—from super-transparent shades to bold finishes—is achieved with minimal effort for the user: add the colorant, mix, and apply.



APPLY VIDEO
SCAN
QR CODE



APPLY
VIDEO
SCAN
QR CODE

STEP

One Step Polish contamination remover

Article Nr	: STEP0250 250 ml
Consumption	: 5ml/m ²
Used for	: Gelcoat, acrylic, aluminium
Application field	: Aviation

Only this High Quality Polish Compound together with the recommended pads assure that every plane can be polished from deep scratches till high gloss/zero swirl in one single step. This saves an enormous amount on working hours as polishing takes normally 65% of the total process to make a plane or helicopter a thin film nano layer.

Recommended Polishing Pads

Purple Wool Heavy Cutting Pad cuts like natural sheepskin but finishes like a polish pad. Aggressively removes medium scratches, leaving a lustrous finish with no hazing by reducing compounding swirls.

The Cutting Pad is constructed with a blue foam and white microfiber. The Micro Cutting Pad with orange foam and white microfiber, the Polishing Pad is constructed with a black foam and black microfiber.

The pad serie is available 5.5 inch and 3 inch.



SKU-40201008-5.5INCH
SKU-40201408-3.0INCH



SKU-40201101-5.5INCH
SKU-40201501-3.0INCH



SKU-40201206-5.5INCH
SKU-40201608-3.0INCH



SKU-40201302-5.5INCH
SKU-40201702-3.0INCH



APPLY
VIDEO
SCAN
QR CODE



CLEAN

Steril Cleaner for hard surfaces



Article Nr	: CLEAN0500 500 ml CLEAN5000 5 L / CLEAN020L 20 L
Consumption	: +/- 3.3 ml/m ²
Used for	: Gelcoat, acrylic, aluminium, stainless
Application field	: Aviation

100% Steril with nano interlock technology (active lifting encapsulate the grease from the surface)

- Surface cleaning and residue removal.
- Cleaning gloves, notebooks, phones or any other item entering the cleanroom.
- Wipe down for pass-through to controlled environments.
- Pretreatment for the application of thin film coating

100% Steril

- Easy to apply
spray & wipe**
- Indoor
Outdoor**
- Remove grease**
- 100% Steril**
- Visibility
Safety**

Applicator:





APPLY
VIDEO
SCAN
QR CODE



SHRE

Pure Shine Shampoo for all exterior surfaces

Article Nr : SHRE1000 1L / SHRE5000 5 L
SHRE020L 20L (Drum pack on request)

Consumption : 20 ml : 10 Liter Water

Used for : Cleaning all exterior surfaces

Application field : Aviation



SHRE1000L SHRE0500L

Reactivating Pure Shine Shampoo is an advanced technology, multi-purpose foaming cleaner containing a rinsing aid that will leave hard surfaces nearly dry after rinsing with clean water.





To assure the "easy-to-clean" effect that our nano layers provide, surfaces should be free of dyes, waxes or polymer sealants.

This multi-purpose cleaner contains no polymers or colors and will not leave a film of chemicals behind on the surface.

100% Safe to use for cleaning all non-porous surfaces and meets food grade classification for kitchens.

Contains no colouring chemicals which can discolor surfaces.

Dilution ratio 1: 500 (super economical)

-  **Easy to apply**
-  **Easy to clean**
-  **Stays cleaner longer**
-  **Food grade**

Applicator:



APPLY
VIDEO
SCAN
QR CODE



MPCL

Multi Purpose Cleaner for all interior surfaces

Article Nr : MPCL0500 500 ml / MPCL5000 5 L
MPCL020L 20 L

Consumption : 5 ml/m²

Used for : Cleaning all interior surfaces

Application field : Aviation



The All-Purpose Cleaner is a fast, all-surface interior cleaner, low foaming, odor free, and especially suitable for removing stubborn stains from carpets, fabrics, vinyl, plastics and leather safely.

- It is very easy to clean dirt.
- Ready-to-use mixture with the right chemical strength and safe to use
- Of course it is safe for the surface of fabrics, carpets, plastics, leather, rubber and does not fade paint.
- Quickly remove dirt, dust and food scraps

Safe to use does not harm the surface

-  **Easy to apply
spray & wipe**
-  **No discoloration**
-  **Indoor
Outdoor**
-  **Quick to use**
-  **Spills are easy
to remove**
-  **Cleaner for longer**



APPLY
VIDEO
SCAN
QR CODE



SIRP

Repellent Protector for plastics / glass / mirrors



Product ID : SIRP0500 500 ml / SIRP5000 5 L
SIRP020L 20 L
Consumption : +/- 250 m²
Used for : Protecting interior surfaces
Application field : Aviation Toilet dan kamar mandi.

SIRP is an ultra long-lasting invisible surface coating which forms semi-permanent molecular bonds with the surface. The main function of treating hard surfaces with SIRP is to seal tiny pores, making it a smoother surface that will repel water and contaminants. Can be used as maintenance product on SIO6/ SIO7/SIO9.

- Two simple steps: Clean and Apply.
- Makes the surface much easier and quicker to clean, and the adhesion of dirt is reduced drastically.
- Promotes more hygienic surfaces
- This coating has an outstanding hydrophobic effect, and the surface stays cleaner longer. Cleaning intervals as well as the formation of water spots will be greatly reduced.


Will last 12 washes

- Easy to apply
- Indoor
Outdoor
- Cut cleaning costs
- Anti-water spot
- Super hydrophobic
- Self-cleaning
Stays cleaner longer
- Visibility
Safety

Applicator:



APPLY
VIDEO
SCAN
QR CODE



Untreated

After treatment

SIO7

Protector for stainless / aluminum / chrome



Product ID : SIO70KIT 30ml
Consumption : +/- 2 ml/m²
Reachable area : +/- 15 m²
Used for : Stainless steel, aluminum, chrome, paint, varnish
Application field : Aviation kitchen galley

SIO7 is an ultra long-lasting invisible surface coating which forms semi-permanent molecular bonds with the surface.

- Two simple steps: Clean and Apply
- Fingerprints can easily be removed with a microfiber towel.
- Anti-bacterial properties boost hygiene level
- Surface has an outstanding hydrophobic effect, and stays cleaner longer.
- The coating has a hardness of H9 (anti-scratch)
- Protects against corrosion.
- NDA Food Contact Approved

Expected Life Duration up to 5 years+

- Indoor
Outdoor
- Cut cleaning time
- H9
hardness
- Super hydrophobic
- Anti-corrosion
- Anti-finger-
print
- Self-cleaning
Cleaner longer

Applicator:



How to use our Thin Film Coatings:

These products can be stored for up to 24 months (*in a dry, temperature-stable dark environment*)

Processing Temperature:

Ambient temperature: 5-30°C
Avoid direct sunlight, Rain and /or high humidity.

IMPORTANT:

Before you use a NANO-CERAMIC product, please make sure you wear suitable protection gear. We always recommend using a paint suit, respirator mask and latex or nitrile gloves.

Outfit/Applicators:



Mask



Nitrile gloves

Instructions for use:

Surface Preparation

- Wash all surfaces thoroughly with our Pure Shine Shampoo. If heavily soiled, pre-clean using Scrub Cleaner
- Dry completely.
- Polish if needed using our One Step Polish (works best on new or like-new surfaces).
- Use nitrile gloves, apply Steril Pretreatment Cleaner with clean towels—use multiple clean cloths to remove greasy avoid smearing dirt around.
- Ensure the surface is spotless; contamination can cause visible defects in the cured coating.

Application (SiO3–SiO5 Top Coat)

- Watch the application video via the QR code for technique guidance.
- Glove up! Remove the closure, insert the dropper, and shake well.
- Work in manageable sections following panel shapes and edges for overlap control.
- Use the applicator block with a suede mini-towel on top and apply 6–8 drops per 15 × 15" inches, adjusting if towel feel too dry.
- Start from the center of the section ⚠ (otherwise it's hard to spread from corner to corner)
- Spread with light pressure in criss-cross strokes until product is evenly applied.
- Keep going until no residue remains.
- Avoid over-applying—uneven layers and rolling-ups often result from too much product. (most common failure)
- If applied correctly, almost no polishing with a microfiber towel is needed afterward. (but you still polish with a clean microfiber towel to make sure that haze / residue is removed)

Application (SiO2 Safety Vision Window Coating)

- Thoroughly clean both the inside and outside of the windshield, including wiper blades and seals, using Steril Pretreatment Cleaner
- Watch the application video via the QR code for technique guidance.
- Dispense 10–15 drops of coating onto a cotton pad, then rub it in evenly across the glass using firm pressure on the pad.
- Continue until a light gray haze becomes visible over the surface. (Wait approximately 2 minutes (at 20°C) for solvents to evaporate)
- Gently buff away the haze with a clean microfiber cloth.

Curing:

Tough Dry 5min, Hard Dry 2 Hours, 85% Cured 12 Hours, 100% Cured 5 Days

How to use our UVA Coating System:

These products can be stored for up to 24 months (*in a dry, temperature-stable dark environment*)

Processing Temperature:

Ambient temperature: 5-30°C
Avoid direct sunlight, Rain and /or high humidity.

IMPORTANT:

Before you use a NANO-CERAMIC product, please make sure you wear suitable protection gear. We always recommend using a paint suit, respirator mask and latex or nitrile gloves.

Outfit/Applicators:



Fresh Air Respirator



Paint Suit



Nitrile gloves



HVLP Paint Sprayer

1.3mm / 1.5mm / 1.8mm nozzle



Microfiber Roller
(6mm short nap)



Cotton Pads



Paint Brush
(acrylic)

Instructions for use:

Protect or Renew; Marble, Granite, Varnished wood, HPL, PVC or Vinyl laminate and Melamine. Creates an easy-to-clean, anti-scratch surface that is resistant to UV Discoloration, HF (Hydrofluoric Acid), Hydrochloric Acid, and Citric Acid.

Wipe Application; 1. Clean the surface 2. Sterilize the surface 3. Apply via the cotton pad an even layer 4. Let it cure.

Spray Application; Use an HVLP (High Volume Low Pressure) spray gun with 60–80% transfer efficiency. Fit the spray gun with a 1.0-1.3 mm fluid tip. Set air pressure to 20–30 psi.

Preparation Steps:

1. Stir the coating thoroughly for 30 seconds before use.
2. Prior to application, strain the mixed coating through a suitable paint filter (e.g., 190–250 µm) to ensure a clean, defect-free spray.
3. Wash and decontaminate the surface.
4. Wet sand / scuff using 1500–2000 grit sandpaper.
5. Mask off any parts not to be coated.
6. Ensure environmental conditions are below 65% humidity.
7. Perform a final clean using 100% acetone.
8. Wipe with a tack cloth to remove any dust or lint.

Application Procedure:

1. Spray a light, even coat. Allow a 5-minute flash-off time, or until outgassing stops.
2. Apply a second coat. Allow to flash off for at least 15 minutes, or until outgassing stops.
3. Unmask carefully before the coating fully cures.

Curing:

Tough Dry 5min, Hard Dry 2 Hours, 85% Cured 12 Hours, 100% Cured 5 Days.
Refer to the TDS/SDS for more information.

NANO-CERAMIC®

WWW.NANO-CERAMIC.COM THE NEXT GENERATION COATINGS



The Leader in Durability

Did you know?

That our coatings are made of pure silica sand, which is the most common element on Earth?

Dealer